

GRUMPY TO HAPPY!

If you wake up grumpy, what can brighten your day and cheer you up? Draw a picture of yourself grumpy, and then another picture of a happy you with whatever cheers you.



Grumpy Me

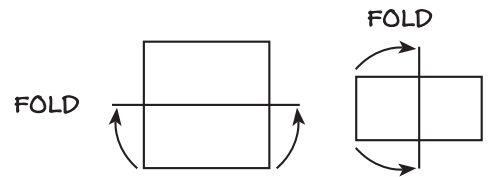


Happy Me!

Hooray for _____!

FRIENDSHIP CARD

Send this card to a special friend! Print this page on white paper using a color printer. Cut on the dotted line below. With the plain white side of the paper facing you, fold as indicated to create your card.



FOR
FRIENDS!



Read *Hooray for Hat!*
by Brian Won!

Illustrations copyright © 2014 by Brian Won
All rights reserved.

HOORAY...

GARLAND

Shout "Hooray" for all to see! Print this page on card stock using a color printer. Cut out the triangles below and tape them (points facing down) along a ribbon or string to spell H-O-O-R-A-Y. Hang your garland across a doorway or window.

O

R

O

A

H

Y



FOLDED HAT

Print this page on white paper using a color printer. Turn this page into a fun hat by folding as shown below:


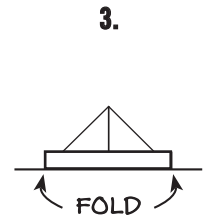
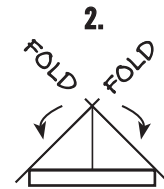
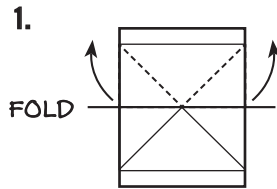
1. Fold paper in half at the green line below and position so that these instructions are facing you, but upside down.

2. Fold the upper right and left corners toward you along the dotted lines. Run your finger along the folds to crease.

3. Fold the two bottom flaps up at the yellow lines to create a white band along the bottom rim of your hat.

4. Pull the bottom of your hat open and wear it proudly!

This same folding technique works with a piece of newspaper or larger rectangle of paper to create a bigger-size hat.



CONE HAT

Print this page on white paper using a color printer. Cut along the outside edge of the blue border. Hold the semicircle (plain side facing up) with the flat edge along the top. Pull the two corners toward you to meet along the straight edge. Tape the two edges together to create a cone-shaped hat. Hooray!




HOORAY!

CROWN

(following page)

Print the crown page on white paper using a color printer. Cut the paper in half along the zig zag line. Tape the two segments together on the shorter sides, lining up the blue dots. Can you march like the king of the jungle?





COLOR ME!

